



No. 304

## **Annual Appropriation Act 2010**

**An Act to appropriate certain sums of money out of the Niue Assembly account to the services for the year ending 30<sup>th</sup> June 2011 and to appropriate the supplies granted in that year.**

### **1 Short Title and Commencement**

- (1) This is the Annual Appropriation Act 2010.
- (2) This Act shall relate to the financial year ending 30<sup>th</sup> day of June 2011 (hereinafter referred to as the 'financial year')


### **2 Grant and Appropriate of Expenditure**


There may be issued and supplied from the Niue Assembly Account towards making good the supplies granted and for the services of the financial year, for Recurrent Expenditure, Capital Projects and Corporations a sum which does not exceed **\$21,552,000** in total.

Particulars of which are set out under the relevant headings in the Schedules hereto.


I, ATAPANA SIAKIMOTU, Speaker of the Niue Assembly, hereby certify that the requirements of Article 34 of the Niue Constitution have been duly complied with.

SIGNED AND SEALED at the Assembly Chambers this 16<sup>th</sup> day of August 2010.

  
Speaker of the Niue Assembly



COUNTERSIGNED in the presence of the Speaker

  
Clerk of the Niue Assembly

This Act was passed by the Niue Assembly on the 30<sup>th</sup> day of July 2010.

Schedule A

<b>APPROPRIATION SCHEDULE</b>			
<b>Appropriation from the Niue Assembly Account for RECURRENT and CAPITAL for the Financial Year Ending 30 June 2011</b>			
	Recurrent	Capital	Total
<b>NISP GOAL 1 FINANCIAL STABILITY</b>			
Treasury	670,000		670,000
Treasury : Bondstore	589,000		589,000
Administration Services	752,000		752,000
Administration : Govt Residences	46,000		46,000
<b>NISP GOAL 2 GOVERNANCE</b>			
Premiers	2,493,200		2,493,200
Public Service Commission	477,000		477,000
Justice	499,000		499,000
<b>NISP GOAL 3 ECONOMIC DEVELOPMENT</b>			
Agriculture	737,000		737,000
Public Works	931,000		931,000
Public Works : All Trading	552,000		552,000
Telecom & Postal	1,064,000		1,064,000
Niue Power	1,700,000		1,700,000
Bulk Fuel	4,373,000		4,373,000
Broadcasting	272,000		272,000
Tourism Authority	232,000		232,000
<b>NISP GOAL 4 SOCIAL</b>			
Community Affairs	1,759,000		1,759,000
Education	1,567,000		1,567,000
Health	1,726,000		1,726,000
Police	445,800		445,800
<b>NISP GOAL 5 ENVIRONMENT</b>			
Environment	251,000		251,000
Meteorological	178,000		178,000
<b>NISP GOAL 6 TAOGA NIUE</b>			
Taoga Niue	138,000		138,000
<b>CAPITAL PROJECTS</b>			
Capital Project		100,000	
		100,000	100,000
<b>SPECIAL PROJECTS</b>			
NZAID		0	
		0	0
<b>TOTAL</b>	<b>21,452,000</b>	<b>100,000</b>	<b>21,552,000</b>

Schedule B

ANNUAL ESTIMATES NIUE GOVERNMENT 2010/2011						
STATEMENT OF ESTIMATED SOURCE & APPLICATION OF FUNDS						
			2010/2011	2009/2010	2009/10	
			VOTED	VOTED	ACTUAL	
<b>SOURCE OF FUNDS</b>						
Taxation	Income		1,000,000	880,000		1,196,702
	Import Duty		712,000	621,000		665,905
	Business		450,000	400,000		239,728
	Niue Consumption Tax		1,500,000	1,000,000		1,438,242
	Other		182,000	186,000		161,582
<b>Total Taxation</b>			<b>3,844,000</b>	<b>3,087,000</b>		<b>3,702,159</b>
Other	Interest on Investments		13,000	15,000		9,127
	Fishing Rights		274,000	260,000		229,648
	Other Government Receipts		1,072,000	1,334,000		954,543
<b>Total Other Revenue</b>			<b>1,359,000</b>	<b>1,609,000</b>		<b>1,193,318</b>
<b>Total Departmental Revenue</b>			<b>5,203,000</b>	<b>4,696,000</b>		<b>4,895,477</b>
Trading Operations			8,758,000	9,081,000		8,003,814
Corporations			91,000	69,000		81,408
<b>TOTAL INTERNAL FUNDING</b>			<b>14,052,000</b>	<b>9,150,000</b>		<b>12,980,699</b>
NZ Funding - Recurrent			7,000,000	7,800,000		7,828,000
<b>TOTAL N.Z FUNDING</b>			<b>7,000,000</b>	<b>7,800,000</b>		<b>7,828,000</b>
<b>TOTAL FUNDING REVENUE</b>			<b>21,052,000</b>	<b>21,646,000</b>		<b>20,808,699</b>
<b>APPLICATION OF FUNDS:</b>						
<b>Total Recurrent Application</b>			<b>21,452,000</b>	<b>21,475,000</b>		<b>20,911,936</b>
Capital Projects			100,000	170,000		97,428
<b>Total Capital</b>			<b>100,000</b>	<b>170,000</b>		<b>97,428</b>
<b>TOTAL EXPENDITURE</b>			<b>21,552,000</b>	<b>21,645,000</b>		<b>21,009,364</b>
<b>RECURRENT SURPLUS/(DEFICIT)</b>			<b>(500,000)</b>	<b>1,000</b>		<b>(200,664)</b>

chedule C

SUMMARY OF BUDGET PROPOSALS FOR YEAR ENDING 30 JUNE 2011			
<b>REVENUE LESS EXPENDITURE</b>			
<b>DEPARTMENT</b>	<b>2010/2011 VOTED</b>	<b>2009/2010 VOTED</b>	<b>2009/2010 ACTUAL</b>
<b>TOTAL REVENUE</b>	<b>14,052,000</b>	<b>13,846,000</b>	<b>12,980,699</b>
<b>TOTAL EXPENDITURE</b>	<b>21,552,000</b>	<b>21,475,000</b>	<b>21,009,364</b>
<b>SURPLUS/(DEFICIT)</b>	<b>(7,500,000)</b>	<b>(7,629,000)</b>	<b>(8,028,664)</b>
<b>NZ FUNDING</b>			
Recurrent Budget Support	7,000,000	7,800,000	7,828,000
<b>TOTAL NZ FUNDING</b>	<b>7,000,000</b>	<b>7,800,000</b>	<b>7,828,000</b>
<b>(SHORTFALL)/SURPLUS AFTER NZ FUNDING</b>	<b>(500,000)</b>	<b>171,000</b>	<b>(200,664)</b>
<b>SPECIAL PROJECTS NZ AID</b>			
<b>REVENUE</b>	0	2,175,000	
<b>EXPENDITURE</b>	0	2,175,000	
<b>TOTAL REVENUE OVERALL</b>	<b>21,052,000</b>	<b>23,821,000</b>	<b>20,808,699</b>
<b>TOTAL EXPENDITURE OVERALL</b>	<b>21,552,000</b>	<b>23,820,000</b>	<b>21,009,364</b>
<b>SURPLUS/(DEFICIT)</b>	<b>(500,000)</b>	<b>1,000</b>	<b>(200,664)</b>

## chedule D

GOVERNMENT OF NIUE SUMMARY OF REVENUE FOR THE YEAR ENDING 2011			
	2010/2011 VOTED	2009/2010 VOTED	2009/2010 ACTUAL
<b>DEPARTMENTS</b>			
<b>NISP GOALS</b>			
<b>NISP GOAL 1 FINANCIAL STABILITY</b>			
Treasury	4,110,000	3,602,000	3,919,417
Treasury : Bond Store	790,000	790,000	785,552
Administrative Services	16,000	12,000	15,000
Admin : Govt Residences	88,000	80,000	80,080
<b>NISP GOAL 2 GOVERNANCE</b>			
Premiers	206,000	209,000	213,628
Justice	58,000	73,000	38,183
<b>NISP GOAL 3 ECONOMIC DEVELOPMENT</b>			
Agriculture	313,000	354,000	260,057
Public Works	295,000	258,000	240,619
Public Works Trading	375,000	327,000	509,315
Telecom & Niue Post	1,076,000	1,196,000	1,046,220
Niue Power	1,860,000	1,970,000	1,631,150
Bulk Fuel	4,569,000	4,718,000	3,951,497
Broadcasting	91,000	69,000	81,408
<b>NISP GOAL 4 SOCIAL</b>			
Community Affairs	1,000	1,000	113
Education	1,000	1,000	1,330
Health	27,000	40,000	23,626
Police	162,000	143,000	151,796
<b>NISP GOAL 5 ENVIRONMENT</b>			
Environment	2,000	1,000	1,685
Meteorological	11,000	1,000	300
<b>NISP GOAL 6 TAOGA NIUE</b>			
Taoga Niue	1,000	1,000	29,723
<b>TOTAL INTERNAL FUNDING</b>	<b>14,052,000</b>	<b>13,846,000</b>	<b>12,980,699</b>
<b>NZ FUNDING</b>			
Recurrent	7,000,000	7,800,000	7,828,000
<b>TOTAL NZ FUNDING</b>	<b>7,000,000</b>	<b>7,800,000</b>	<b>7,828,000</b>
<b>TOTAL REVENUE</b>	<b>21,052,000</b>	<b>21,646,000</b>	<b>20,808,699</b>
<b>SPECIAL PROJECTS</b>			
NZAID	0	2,175,000	0
<b>TOTAL SPECIAL PROJECTS</b>	<b>0</b>	<b>2,175,000</b>	<b>0</b>
<b>OVERALL TOTAL</b>	<b>21,052,000</b>	<b>23,821,000</b>	<b>20,808,699</b>

## chedule E

GOVERNMENT OF NIUE			
SUMMARY OF EXPENDITURE FOR THE YEAR ENDING 2011			
	2010/2011	2009/2010	2009/2010
DEPARTMENTS	VOTED	VOTED	ACTUAL
<b>NISP GOALS</b>			
<b>NISP GOAL 1 FINANCIAL STABILITY</b>			
Treasury	670,000	723,000	693,504
Treasury : Bond Store	589,000	588,000	618,265
Administrative Services	752,000	785,300	786,223
Admin: Gov Residences	46,000	50,000	41,758
<b>NISP GOAL 2 GOVERNANCE</b>			
Premiers	2,493,200	2,613,000	2,496,434
Public Service Commission	477,000	470,000	437,935
Justice	499,000	449,000	391,597
<b>NISP GOAL 3 ECONOMIC DEVELOPMENT</b>			
Agriculture	737,000	733,000	610,615
Public Works	931,000	888,500	1,021,705
Public Works : All Trading	552,000	592,000	510,848
Telecom & Niue Post	1,064,000	1,175,000	1,035,989
Niue Power	1,700,000	1,797,500	1,722,224
Bulk Fuel	4,373,000	4,363,300	4,110,010
Tourism Authority	232,000	182,600	172,654
Broadcasting	272,000	248,000	247,343
<b>NISP GOAL 4 SOCIAL</b>			
Community Affairs	1,759,000	1,658,000	1,786,731
Education	1,567,000	1,473,000	1,483,768
Health	1,726,000	1,713,000	1,871,867
Police	445,800	469,800	386,347
<b>NISP GOAL 5 ENVIRONMENT</b>			
Environment	251,000	251,000	262,664
Meteorological	178,000	120,000	108,553
<b>NISP GOAL 6 TAOGA NIUE</b>			
Taoga Niue	138,000	132,000	114,902
<b>RECURRENT EXPENDITURE BEFORE CAPITAL EXPENDITURE</b>	<b>21,452,000</b>	<b>21,475,000</b>	<b>20,911,936</b>
<b>CAPITAL</b>			
Capital Projects	100,000	170,000	97,428
<b>CAPITAL EXPENDITURE</b>	<b>100,000</b>	<b>170,000</b>	<b>97,428</b>
<b>TOTAL EXPENDITURE</b>	<b>21,552,000</b>	<b>21,645,000</b>	<b>21,009,364</b>
<b>SPECIAL PROJECTS</b>			
NZAID	0	2,175,000	
<b>TOTAL SPECIAL PROJECTS</b>	<b>0</b>	<b>2,175,000</b>	<b>0</b>
<b>OVERALL TOTAL</b>	<b>21,552,000</b>	<b>23,820,000</b>	<b>21,009,364</b>